

Connecting to Guest Wireless

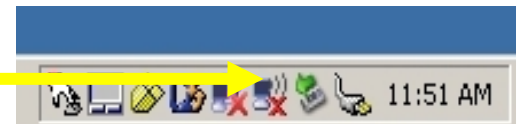
Windows XP, Vista and Mac OS
Visitors to Pacific University

Step One - Tell Wireless Manager to Connect to BoxerGuest

On Windows XP:

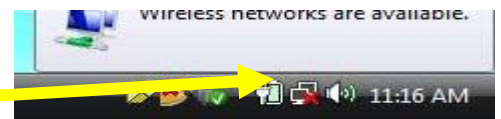
Double-click on the wireless connection icon in the bottom right of your screen. A screen should come up with the option to **“Choose a wireless network.”** You should see **“BoxerGuest”** as an option. Double-click on **“BoxerGuest.”**

Note: If your computer has 3rd party wireless software controlling your wireless connections, rather than the Windows wireless system, you must select BoxerGuest from that system.



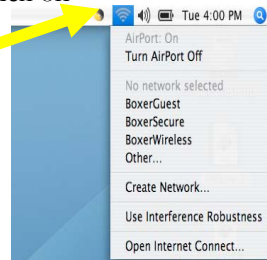
On Windows Vista:

Click on the wireless connection icon in the bottom right of your screen. When prompted, choose **“Connect to a network.”** On the new screen that appears, you should see **“BoxerGuest”** as an option. Double-click on **“BoxerGuest.”**



On Mac OS:

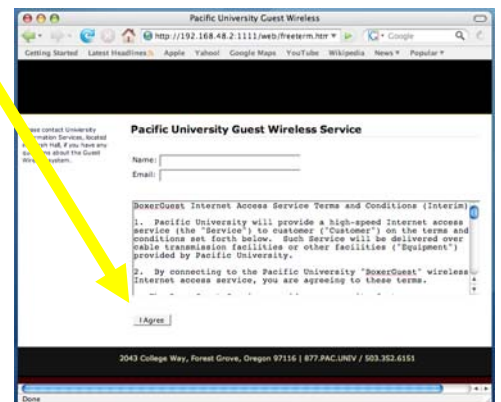
Click on the Airport icon on the top left. Select BoxerGuest.



Step Two - Register

Open a web browser (Safari, Firefox, Internet Explorer, etc.). You will be automatically taken to the Guest Wireless registration page. Enter your name and email address and click the **I Agree** button to agree to the use agreement. After this you can navigate to web pages and use other internet-based applications as normal. Your session will expire after two hours of use and you will have to re-register by the same process.

Please note: Pacific University students, faculty, staff and alumni should use the BoxerWireless system rather than BoxerGuest, which provides access to the internal Pacific University network and its resources. Please see our separate TIP sheets for connecting to BoxerWireless.



last updated 4/29/2009

This is a publication of University Information Services. For further assistance please contact the Technology Information Center (503-352-1500, lower level Marsh) or University Information Services for the Health Professions Campus (503-352-7243, HPC 211) or email help@pacificu.edu.